



WATER TANKS | CARTAGE TANKS | SPILLAGE BUNDS | SEPTIC TANKS | TUBS | CUSTOM MOULDING

WATER TANK ORDER FORM

CUSTOMER NAME: _____ DATE: _____

BILLING ADDRESS: _____ PHONE: _____

_____ MOBILE: _____

DELIVERY ADDRESS: _____ EMAIL: _____

_____ DATE REQUIRED: _____

TANK SIZE & QUANTITY (WRITE QTY NEXT TO THE TANK(S) YOU WANT TO ORDER):

550L
 1000L
 2100L
 3000L
 5000L
 10 000L
 25 000L
 30 000L

WHAT TYPE OF WATER WILL THE TANK(S) HOLD?

RAIN WATER
 BORE WATER
 TANK COLOUR: _____

TANK FITOUT (TICK WHICH FITOUT SUITS YOUR NEEDS?):

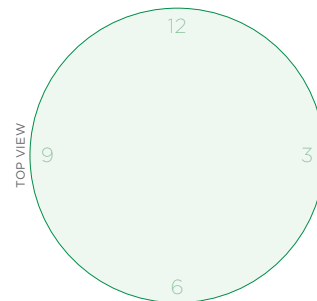

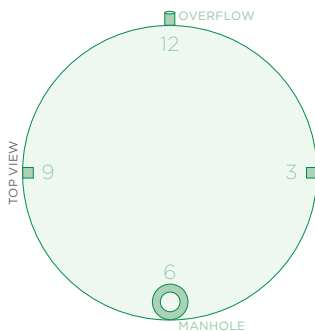

- STANDARD TANK FITOUT**
- 1 x INLET
 - 1 x OUTLET
 - 1 x OVERFLOW
 - 1 x CHANNEL FITTING

- CUSTOM TANK FITOUT** (INDICATE REQUIREMENTS)

	SIZE	NUMBER
INLET		
OUTLET		
OVERFLOW		
MANHOLE WITH LID		
CHANNEL FITTING		

SEE OUR WEBSITE FOR INFORMATION ON FITTINGS & ACCESSORIES

MARK YOUR CUSTOM FITTINGS/ACCESSORIES ON DIAGRAMS



*Please note: on 25 000 & 30 000 litre tanks, the manhole is positioned at 6 o'clock.

SPECIAL INSTRUCTIONS: _____

Thank you for your order. We will contact you to verify all details submitted and to process your order.