

WATER TANKS | CARTAGE TANKS | SPILLAGE BUNDS | SEPTIC TANKS | TUBS | CUSTOM MOULDING

WATER TANK ORDER FORM

CUSTOMER NAME: _____ DATE: _____

BILLING ADDRESS: _____ PHONE: _____

_____ MOBILE: _____

DELIVERY ADDRESS: _____ EMAIL: _____

_____ DATE REQUIRED: _____

TANK SIZE & QUANTITY (WRITE QTY NEXT TO THE TANK(S) YOU WANT TO ORDER):

550L 1000L 2100L 3000L 5000L 10 000L 25 000L 30 000L

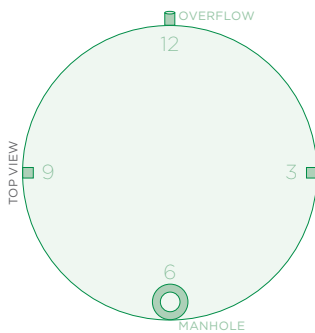

WHAT TYPE OF WATER WILL THE TANK(S) HOLD?

RAIN WATER BORE WATER TANK COLOUR: _____

TANK FITOUT (TICK WHICH FITOUT SUITS YOUR NEEDS?):

STANDARD TANK FITOUT

- 1 x INLET
- 1 x OUTLET
- 1 x OVERFLOW
- 1 x S-S BASKET

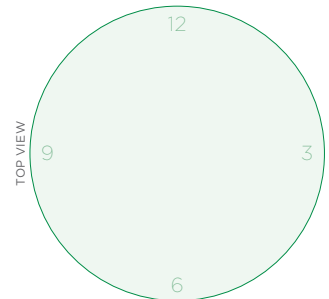



CUSTOM TANK FITOUT (INDICATE REQUIREMENTS)

	SIZE	NUMBER
INLET		
OUTLET		
OVERFLOW		
MANHOLE WITH LID		
S-S BASKET		

SEE OUR WEBSITE
FOR INFORMATION
ON FITTINGS
& ACCESSORIES

MARK YOUR CUSTOM FITTINGS/ACCESSORIES ON DIAGRAMS



*Please note: on 25 000 & 30 000 litre tanks, the manhole is positioned at 6 o'clock.

SPECIAL INSTRUCTIONS: _____

Thank you for your order. We will contact you to verify all details submitted and to process your order.